



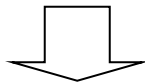
SHRI SHIKSHAYATAN COLLEGE

ACADEMIC BANK CREDIT (ABC ID / APAAR ID)

Compulsory for All Students

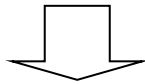
Step - 1 (CREATE DIGILOCKER ACCOUNT)

You are required to have a DIGILOCKER account to create your ABC ID. Create one if you do not have, by visiting www.digilocker.gov.in click on 'SIGN UP' to start creating your account using your mobile / Aadhaar number.



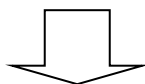
Step - 2 (LOGIN TO DIGILOCKER)

Visit www.digilocker.gov.in and click on 'Sign in' to login to your DIGILOCKER Account.



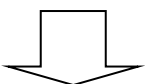
Step - 3 (SEARCH FOR EDUCATION)

Click on 'Search Documents and go to the Education section. ABC ID Creation option is available under the Education Section.



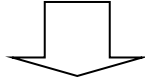
Step - 4 (CREATE ABC ID)

Click on 'Academic Bank Credits' and then click ABC ID Card followed by clicking on 'Get Documents'. Once your request is submitted, wait for the confirmation which will be displayed on the screen. Once confirmed, your ABC ID will be created.



Step - 5 (GET ABC ID CARD)

Download the PDF version of your ABC ID card and it is recommended that you store it in your mobile for future reference. You will get your ABC ID number in the downloaded ID card.



Step - 6 (UPDATE ABC ID NO. TO THE STUDENT PORTAL)

Login to the Student Portal and entered your ABC ID number to the prescribe area (Students Information Update Option). Please ensure the number should match as actual number generated from ABC Portal. Students can update their Phone No & Email id also (If required).

Important Links:

- ABC Website: <https://www.abc.gov.in/>
- Video Tutorial for ABC ID: <https://shorturl.at/cwh2i>
- FAQ for ABC ID: <https://www.abc.gov.in/faq.php>

AS PER CALCUTTA UNIVERSITY NORMS, IT IS MANDATORY TO HAVE ABC ID / APAAR ID (ACADEMIC BANK CREDIT CARD) FOR ALL SEMESTER – I STUDENTS 2026.

Dr. Tania Chakraverty
Principal