

Shri Shikshayatan College

11 Lord Sinha Road Kolkata -700071

Details of Infrastructure and Instructional facilities along with physical photographs

| | | |
|---|----------|-------------------------------|
| Total Land Area of the Institute (in square feet) | : | 79714 |
| Total Built-up area of the Institute (in square feet) | : | 97962 |
| Total built up area earmarked for Teacher Education Programme (in square feet) | : | 4226 |
| Land in the name/favour of * | : | Society |
| Type of Deed | : | Sale Deed |
| Whether the institution has obtained the mutation order or not | : | Yes |
| Plot Number in building plan | : | 11 |
| Khata/Khasra Number | : | NA |
| Competent Authority which approved the Building plan | : | Kolkata Municipal Corporation |
| Mutation Order Number | : | O/063/03-JAN-12/62072 |
| Date of order | : | 18/02/12 |
| Size of the Multipurpose Hall (In square feet) * | : | 3000 |
| Student Capacity of the Multipurpose Hall | : | 400 |



| | | |
|---|----------|-----|
| Whether Multi-purpose playfield available or not | : | Yes |
|---|----------|-----|



Whether Training Track is Available or Not? * : No

Classroom Details

Purpose of the Classroom 1 : Theory

Size of the Classroom (in square feet) : 600


Student capacity of the Classroom : 96



Purpose of the Classroom 2 : Theory

Size of the Classroom (in square feet) : 600

Student capacity of the Classroom : 96



Purpose of the Classroom 3 : Lab

Size of the Classroom (in square feet) : 404

Student capacity of the Classroom : 48



Purpose of the Classroom 4 : Lab

Size of the Classroom (in square feet) : 135

Student capacity of the Classroom : 18




Purpose of the Classroom 5 : Lab
Size of the Classroom (in square feet) : 105
Student capacity of the Classroom : 8



Purpose of the Classroom 6 : Lab
Size of the Classroom (in square feet) : 192
Student capacity of the Classroom : 9



Purpose of the Classroom 7 : Theory
Size of the Classroom (in square feet) : 390
Student capacity of the Classroom : 39



Purpose of the Classroom 8 : Theory

Size of the Classroom (in square feet) : 320

Student capacity of the Classroom : 26



Purpose of the Classroom 9 : Theory

Size of the Classroom (in square feet) : 320


Student capacity of the Classroom : 26



Purpose of the Classroom 10 : Theory

Size of the Classroom (in square feet) : 500


Student capacity of the Classroom : 39



Purpose of the Classroom 11 : Computer Lab

Size of the Classroom (in square feet) : 676

Student capacity of the Classroom : 48



Purpose of the Classroom 12 : Computer Lab

Size of the Classroom (in square feet) : 442

Student capacity of the Classroom : 35



Purpose of the Classroom 13 : Lab

Size of the Classroom (in square feet) : 300


Student capacity of the Classroom : 14



Purpose of the Classroom 14 : Lab – ICT Resource Centre

Size of the Classroom (in square feet) : 378

Student capacity of the Classroom : 9



Purpose of the Classroom 15 : Lab (Yoga)

Size of the Classroom (in square feet) : 544

Student capacity of the Classroom : 25




Area of Library-cum Reading Room : 600
(In square feet)



Principal's & Administrative Office



Staff Room



Visitor's Room



Separate Common Room for male and female students : It is a female only institution.




Seminar Room



Canteen



Parking Space



Store Rooms



Store 1



Store 2

Safeguard against fire hazard : College building is equipped with fire prevention system and alarm.



IT Resources

Explain how the IT resources you have, meet the needs of your students and faculty.

We at Shri Shikshayatan College are trying to go beyond the traditional approach to Teaching Learning and ICT is helping us to do that. We have a totally Wi Fi campus. The Trainee Teachers enter the college and log in their devices. This helps them to search any topic on the net at a moment's notice. There are adequate Laptops in the Labs where the Trainee Teachers learn extensive use of computers and become adept at using computers. There are a number of very high powered computers adjacent to the Library which the Trainee Teachers use for their work. The college has smart boards and the Trainee Teachers are trained to use them as teaching tools along with projectors.

The B.ED. Library is fully computerized. The Trainee Teachers can use the computers to search for books or journals as and when required.

On line tests are a regular feature of our academic calendar. Through these tests Trainee Teachers are immediately made aware of their academic preparedness. The same technology is used to take feedback from the Trainee Teachers. This makes the college a vibrant and responsive place to be.

The Teacher Educators have each been given an individual Laptop and an I Pad to enhance the classroom experience. Lecture capture is available for the Teacher Educators. Through this technology documents, presentations and lectures can be recorded and shared with the students outside the college also by mapping them. If needed the Trainee Teachers can refer to these documents, presentations and lectures. The Trainee Teachers are also given training in Lecture capture Technology if they so desire.

This extensive use of Technology makes the classroom an interesting place to be with discussions and interactions taking place rather than just lectures. This makes it an enriching experience for both the Trainee Teachers and the Teacher Educators. The Teacher Educators are also enriched through these discussions and interactions with the Trainee teachers. The distance and barrier between the Teacher Educators and Trainee Teachers are being removed. IT resources available in the college is bridging the gap between the two. This interesting environment ensures that Trainee Teachers try never to miss any day in college. It inspires Teacher Educators not to be absent from the college. At the end of the B.ED. course the Trainee Teachers keep in touch with the Teacher educators and a friendly relationship is established and maintained.

Can you get a Multi-Router Grapher(MRTG) when 20% of staff and students simultaneously buffer a 10 minute high definition YouTube video at 1080p through wired or wireless internet connection?

We have Cyberoam firewall with 10 MBPS Lease Line. Yes we can get a Multi-Router Grapher if needed.

List the kind of digital learning resources offered to the students and faculty.

We have Wi-Fi enabled campus. Every teacher educator has been given a laptop and ipad which they can connect with Interactive Projectors and take class. The students can connect their devices and browse the net in campus. Trainee teachers prepares powerpoint presentations as teaching aids. Projectors are equipped with internal speakers for audio visual effect. Here we give below the details of Interactive projectors:-

Epson Interactive Projector 455 – 20 Nos.

Epson Interactive Projector 475 – 01 No.

Epson Interactive Projector 575 – 19 Nos.

Lecture Capture Solution implemented in 39 rooms

Please specify the : *

a) Number of printers

b) Year of purchase

c) Cost

d) Pages per minute that can be printed

HP 1020 Plus – 3; Year of Purchase – 2013; Cost – Rs. 7,900/=, Speed – 14 ppm.

HP 1020 Plus – 1; Year of Purchase – 2015; Cost – Rs. 7,400/=, Speed – 14 ppm.

HP 1007 Plus – 1, Year of Purchase – 2009; Cost – Rs. 5,350/=, Speed – 14 ppm.
HP 2600n – 1, Year of Purchase – 2008; Cost – Rs. 21,000/=, Speed – 8 ppm.
HP 1213mfp – 2, Year of Purchase – 2011; Cost – Rs. 15,800/=, Speed – 14 ppm.
Canon LBP 2900 – 2 Year of Purchase – 2010; Cost – Rs. 5,300/=, Speed – 14 ppm.

Please specify the number of functioning : *

- a) Desktops**
- b) Tablets**
- c) Laptops**
- d) Year of purchase**

HP Compaq 550 – 215Nos. – Year of Purchase 2009
HP Probook 4540s – 63 Nos. - Year of Purchase – 2012
Workstation Z400 – 35 Nos. – Year of Purchase – 2012
Workstation Z420 – 80 Nos. – Year of Purchase - 2013
Workstation Z230 – 23 Nos. – Year of Purchase – 2014

Do you have computers in all classrooms that are connected to your server to a Local Area Network (LAN)?

All the classrooms are connected on LAN. For sake of convenience Laptops are used in all classrooms.

Are these computers connected to Digital Projection Equipment that can be used as Teaching Aid by faculty?

Yes

Is your campus networked in a manner that your faculty can administer test and quizzes at the end of each class or unit using either mobile phones, laptops or equipment provided by you?

Yes

Do you have Aadhaar authenticated biometric attendance for faculty and students that is used every working day?

We have Biometric Attendance for Teachers

Do you have an operational IT enabled online Learning Management System (LMS) that is regularly used by faculty and students to distribute reading material and other educational resources and to collect and evaluate submissions by students?

Yes

Please give a detailed description of your LMS, its features and how you use it to help your students.

Lecture capturing solution provides innovative video-enabled learning solutions that drive better outcomes for the higher education sector. The product suite offers easy, seamless integration to help educators extend learning experiences outside of the classroom and provide relevant content to a diverse body of students at campus and also at the comfort of their home. It has been implemented in 40 classrooms at campus.

Students discover new types of curated content to supplement classroom lectures, collaborate, which improves comprehension

- Learn at their own pace
- Achieve a deeper and more current understanding
- Access classroom content anytime, anywhere

Teachers offer contextual and relevant content to supplement lectures and homework

- Broaden the learning environment by sharing perspectives of remote students
- Improve content and delivery of classroom lectures
- Engage students more effectively with interactive, tech-centric learning tools

Boost student performance inside and outside the classroom

- Serve more students with existing resources
- Gain access to an immediate feedback loop
- Address the needs of students and instructors
- Overcome numerous logistical challenges

Art & Craft Resources

What is your approach to using Art and Craft Resources to meet the needs of your students and faculty?

High benches table- Teacher and students both use these furnitures in the class to do practical works. Wall to wall storing craft board-these are used to store materials/equipments for art or craft works. Display board-teacher and students both use these board in the class to display sample works and teaching aids to develop sharing. Wooden boards-specially used to make collage on it .students in groups develop their ideas by doing collage following teachers instructions. Scissors- students and teacher both use to explore their potentials in classroom situation in various creative activities. Ruler-students and teachers both use to measure spaces. Knife-used to cut papers blocks to make decorating items. Board pins - students and teachers both use pins to display their works on the board to show their works and develop their view point. Paints- This materials is used by teachers and students both to do practicum to reflect their own understanding. Brushes-to apply colours. Papers of various kinds- teachers and students both use these materials to prepare various decorative and useful items as per projects taken on their practicum. Raw materials and equipments for toy making-teacher use these to demonstrate the selected projects in the class and students use to develop their creative thinking, to fulfill the needs of their practicum and to reflect their own understanding. Raw materials and equipments for doll making and preparation for charts making and preparation for clay modeling - teacher use these in the class to demonstrate the selected project which are learner centric ,activity based and students use these resources to develop their skills through which they can complete their creative practices. Other practical activities stationary-chart papers ,mount boards,scissors,scales etc. used to decorate places and to make decorative items.

Please list all the resource materials/equipment you have

Granite Demonstration table, Wall to wall storing cupboards,Display board,wooden boards (16) for group collage work,Instruments -scissors, ruler, knife, board-pins,Paints, brushes, papers of different kinds. Raw material and Equipment for Toy Making, Raw material and Equipment for Doll Making,Material for Preparation of Charts,Material for Preparation of Models and other Practical Activities,Stationery (Chart Paper, Mount Board, etc.),Tools like Scissors, Scales etc,Cloth.

How much did you spend on these resources in the previous financial year? (In Rs.) 0

Subject Specific Instructional Resources

What is your approach to using instructional resources for mathematics to meet the needs of your students and faculty?

1. Geometry Box and Geo board: To develop basic concepts of perimeter, area, triangle, angles, circles & related theorems. Teacher and learners both have access in use of Geo board. Its principles are demonstrated by the teacher then trainee teachers do follow and find its convenience to use. But in case of Geometry box that are mostly handled by the teacher educators till trainees give a lesson in front of peer group/class. But during Internship trainee teachers use these where necessary.

2. Charts, Models flash cards and specimens used by the teacher educators to develop the concepts of using the same during trainee teachers' internship. Hence they gather experience about when to use, where to use, how long an artifact is to be kept in front of the learners. In case of teaching-learning all the branches of mathematics use of artifacts is helpful.

3. Graph board and graph paper are also used by the teacher educators and trainee teachers to develop the concept of plotting points, drawing graph and solving simultaneous equations .

4. Calculator, Computer, OHP, Pen drive, Audio-Video CD are used by the teacher educators to explain the use of artifacts during a particular method of teaching in any branch of teaching mathematics. Trainee teachers are also having the terminals to practice the same and to take classes with the peer group.

5. Reference books are used like

- A hand book for designing Mathematics Laboratory In Schools: NCERT
- Resource Materials for Mathematics Club Activities; NCERT
- Together with--- Mathematics Laboratory : VI—X

6. e-Journals, use of mathematical concepts used in latest developments, related literature available in different sites are discussed for enhancement of trainee teachers knowledge domain and confidence.

7. Portraits of Mathematicians help trainees to discuss about their lives which help to know about the background of different discoveries. These are used to know the History of Mathematics and transmission of these facts through trainee teachers will help our future learners to be interested in learning mathematics.

8. Some regular use materials like --coloured chart paper, transparent paper, sketch pens, scale, adhesive, nails, nylon wire, thermocol sheets, plastic sheets, scissors, match sticks, hard board, marker, pencil are kept for making models, charts or to conduct hands-on-experiment.

Please list all the resources available for mathematics

Geoboard, Abacus, Geometry box – Instruments for board purpose, Different types of shapes and objects as per syllabus – 6-8 shapes that are used for identification, Computer and Projector, Formula Verification Instrument for classes 7-10, Prisms and Tetrahedron, Books related to practical Instructions, Instrument for measurement of height and distance.

How much did you spend on these resources in the previous financial year? (In Rs.) 0

What is your approach to using instructional resources for languages to meet the needs of your students and faculty?

Languages:

Computer: Computers are used by the teachers for preparing teaching aids for class room teaching .they are used by the students for doing reference work and all kinds of practicum activities. e.g. preparation of teaching learning resources ,school survey file, simulated teaching aids. MICROPHONE: The microphone is used by the teachers in a big class room and by the students during simulation practice. HEADPHONE: The headphone is used by the teachers and students when they are working on the acquisition of language skills. DICTIONARY : Teachers use the dictionary to refer to words and expressions while teaching and to teach correct pronunciation .It is used by the students to clarify word meanings ,synonyms ,antonyms and even pronunciation of words. TEXT AND REFERENCE BOOKS : The text books of classes vi-xii are used by the teachers to teach simulated lessons, pedagogical analysis etc . they are used by the students for their practicum activities and also during their internship .reference books are used for the theory and practicum activities during the course. CDS and DVDS: CDS and DVDS are used by the teachers to help students understand the relevance of IT in teaching learning . Teachers use them to teach students how to make a lesson attractive and relevant to the topic . SMART BOARD : The smart board and projection is used by the teachers to teach certain topic and help to concretise the lesson. it is used by the students during their practicum classes that is during simulation practice , teaching practice etc. LECTURE CAPTURE: There is provision for lecture capture in the class rooms which is used by the teachers to record their teaching to be seen by the students in future or if they are not present in the class. It is also used by the teachers students to record their teaching and watch it later on to improve upon their teaching.

Please list all the resources available for languages

Resources for English Language

1. Computer
2. Microphone , Headphone
3. Dictionary
4. C.D s & D.V.D s

Bengali

1. Computer
2. Microphone, Headphone
3. Dictionary
4. C.Ds and D.V.Ds

Hindi

5. Computer
6. Microphone, Headphone
7. Dictionary
8. C.Ds and D.V.Ds
9. Text and reference books
10. smart board and projector
11. Lecture capture

How much did you spend on these resources in the previous financial year? (In Rs.) 0

What is your approach to using instructional resources for social sciences to meet the needs of your students and faculty?

SOCIAL SCIENCE (History, Geography, Economics)

1. Globes and maps (political and physical) , are used by the students of Geography ,History and Economics to identify locations . cause and effect relationship and bring out the relation between physical and cultural aspects. 2. top sheets are used by the students of Geography to practice charting topographical concepts such as land forms. 3. Rocks and specimens like igneous .sedimentary and metamorphic rocks are used by the teacher to provide first hand experience about their formation and composition . the trainees also use these during their school internship . 4. SPECIMENS of coins are used by the teacher explain numismatic interpretations. 5. SCULPTURES: Replicas of ancient sculptures are shown to the students to concretise cultural development. 6. dictionary , encyclopaedia: dictionaries and encyclopaedia of subjects of social science are kept in the library for ready access of students, for accurate definitions and for ready reference. 7. dailies: Economic times is subscribed on regular basis as source of updated information an economic and political environment. 8. Magazines and journals: economic and political weekly (EPW), economic survey (government of India PUBLICATION) ARE SUBSCRIBED ON regular basis for providing up-to -date and authentic information. 9. Six's maximum and minimum thermometer , Fortin's barometer higrrometer and light tracing instruments provide students with practical experience in handling geographical instruments for school internship. 10. computer and internet are also exclusively used for searching data ,power point presentation and other practicum requirements. 12. CDS AND DVDS: educational videos, films, documentaries speeches/lectures on related topics are availed by the students for and concretisation ,under guidance of teachers. 12. students learns to make charts ,models, and flashcards satisfying particular pedagogical criteria (such as visibility, authenticity ,specificity and logical sequencing) and use these to faciliate effective lesson transaction. 14. DOCUMENTS: like ' the preamble to the

constitution' of India are kept as authentic source material.15.Board certified Text books of different classes are kept in adequate numbers for use in practicum. Lecture capture facilities help to record teaching by the teachers and students for later review.

Please list all the resources available for social sciences

Geography

1. Globe
2. Maps
3. Topo Sheets
4. Rocks
5. Barometer

History

6. Historical Maps
7. Encyclopaedia
8. C.Ds & D.V.Ds of films
9. Periodical Sculpture , Specimens

Economics

10. Dailies
11. Magazines And journals
12. Computer and Internet
- 13.Charts models,flash cards
- 14.Documents
- 15.Specimens
- 16.Sculpture
- 17.Dictionary

How much did you spend on these resources in the previous financial year? (In Rs.) 0

Health and Physical Education Resources

What is your approach to using health and physical education resources/equipment to meet the needs of your students and faculty?

Health & Physical Education -swimming pool: for students and teachers of any level ,the pool can be used for exercise .. TT BOARD: table tennis is a sport that can be enjoyed by individuals of any age and physical ability. so students as well as teachers in our institution participate in the table tennis game at their leisure time. CHESS BOARD: chess board used by the students and teachers in their leisure time. When students play a game of chess they learn that students need to concentrate and focus on the game. TREADMILL: treadmill provides a straight forward ,efficient aerobic workout .a treadmill can help students and teachers to achieve better psychological condition when competing. EXERCISE BALL: exercise ball is a very useful equipment for the students and teachers to development of their body balance and flexibility. BASKETBALL:basket ball used by the teachers for their recreational purpose and students are used for intramural competition as well as recreational purpose.

BADMINTON:badminton activities in shuttle time develop all round physical skills important for students and teachers. **SKIPPING ROPES:**skipping ropes are used by the teachers and students .it can help improve bone density,lower blood pressure and cholesterol level and also it prevent against developing heart disease. **BOOKS:**the books are used by the students and teachers for their practicum and reference work in their course related to enhancing professional capacity. **CRICKET:**The sport of cricket is a students leading participation activity. students will be able to propose and implement various movement concepts and strategies to achieve improved performance in demonstrating the skills being developed. **CARROM BOARD:** carrom help in increasing the logical reasoning power in students the students would be playing and having fun at the same time,they would practice skills like -visual perception an eye-hand coordination etc. **THROW BALL:** throw ball is a ball game .students develop an understanding of the basic principles of throwing and catching also demonstrate these skills in simple coordination. **EXERCISE CYCLE:**when teachers allow the students to ride the cycle individually as an incentive .when class work is completed or when a students needs to release extra energy.

Please list all the resource materials/equipment/sports equipment available

List of Equipment available for Indoor Games

1. Indoor Swimming Pool
2. Yoga Room
3. Treadmill (Shared) 1 (Motorised) , 1 (Non-motorised)
4. TT Board (Shared) 1
5. Carrom Board(Shared) 1
6. Chess Board(Shared) 1
7. Excercise Cycle(Shared) 1
8. Treadmill Weight (Shared) 1
9. Excercise Ball(Shared) 1
10. Twister Excerciser (Shared) 1
11. Swimming Kits (Shared) 2

List of Equipment available for Outdoor Games

1. Basket Ball (Shared) 5
2. Throw Ball (Shared) 3
3. Cricket Kits(Shared) 1
4. Badminton Kits(Shared) 2
5. Skipping Ropes(Shared) 2

How much did you spend on these resources in the previous financial year? (In Rs.) 88142

Library Resources

What is your approach to using library resources to meet the needs of your students and faculty?

B.Ed Library of Shri Shikshayatan College was established in the year 1963. From its inception the library has developed as a separate and indispensable unit for B.Ed. Department. Till date B.Ed. Library has 4852 books. It subscribes to 7 educational journals, 13 periodicals/ magazines and 3 daily newspapers.

B.Ed. Library caters to subjects like Education, Bengali, English, Hindi, History, Geography, Mathematics, Economics, Work Education. There are books on Art & Craft, General Encyclopedia, Dictionary, Subject Encyclopedia, Subject Dictionary, different pictorial Encyclopedias, and a variety of Reference books. Wall maps, CDs also feature in the library's collection.

B.Ed. Library has an air-conditioned reading room with issue-return counter, Librarian's desk and sitting arrangement for 30 users.

- Library orientation programme
- Lending service
- Reference service
- Reading room service
- Computer printout from selected website for teachers only
- Referral service

Planning for computerization for B.Ed. Library was initiated in the year 2003. Data entry has started for library documents from 2004. Issue-return service and record keeping for issue-return was introduced from the year 2006 only for the students. Finally computerised issue-return service in the B.ed. Library was started from 2007. Time to time library stock checking is done. There is a magazine rack where current magazines are displayed. Back dated magazines and newspapers are preserved for a particular time frame. Educational journals are displayed on the reading room table for easy access to the users. Users are guided by the Librarian for important and current topics which are relevant for their syllabus. Back volumes are kept in different racks.

Since December 2013 library has purchased DDC 23rd Edition to properly classify the new multi faceted, complex and ICT oriented subjects. Only books are catalogued in computer. The facility of computerised catalogue search for the books are given within the library.

In B.Ed. Library student enjoy the facility of Lending Service from Monday to Friday. They can keep the books with them for seven (7) days. The library provides open access facility in reading room. Besides this, the user (student and staff) can avail of photocopy services.

Library hours are 9 A.M. to 5 P.M. from Monday to Friday.

Please list all the resource materials/equipment available in the Library (books, e-books, subscribed journals, microfilm reader etc.)

Books, Titles, Name of journals for B.Ed.

Number of books : 4852

Journals subscribed : 20

Encyclopaedias : 94

Dictionaries :49

Document : 26

Periodicals

CDs

Wall Maps

Photographs

Please list all the NCERT books available in the library

Journals 6

BHAROTIYO ADHUNIK SHIKSHA (HINDI)

INDIAN EDUCATIONAL REVIEW

G.C.T.E. JOURNAL OF RESEARCH AND EXTENSION IN EDUCATION

JOURNAL OF INDIAN EDUCATION

PRIMARY TEACHER

SCHOOL SCIENCE



How much did you spend on these resources in the previous financial year? (In Rs.) 90089